

## AT A GLANCE

High power o-band  
InP BH DFB

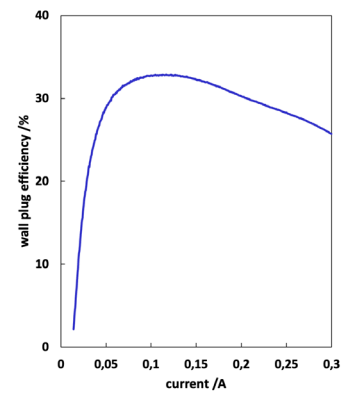
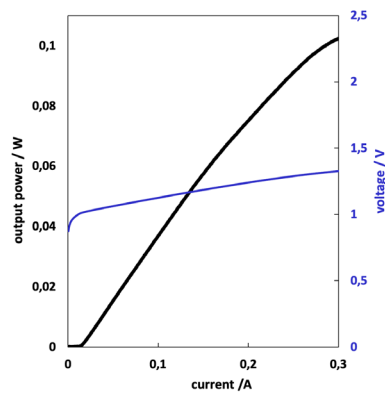
### Features

- DFB plus SOA approach
- Optional integration of monitor diode
- p-side up or flip-chip configuration
- integrated taper for low loss optical coupling
- 9° output facet
- on request precise alignment structures for lateral & vertical positioning
- flexible adaptation of devices corresponding to customer's applications: e.g. center wavelength, coating against n=1.5...

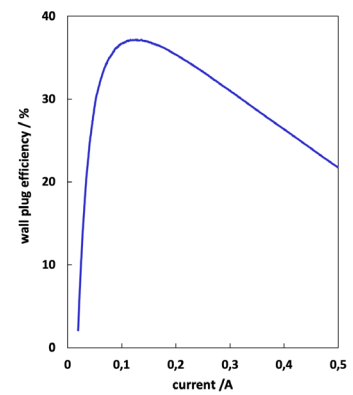
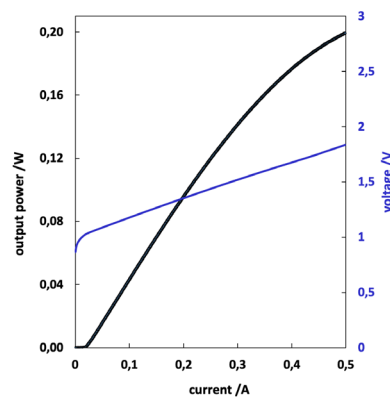
### Applications

- Telecom/Datacom
- Sensors

### Array DFB (20°C, p-side up mounted)



### Single DFB (20°C, p-side down mounted)



#### Contact

Dr. Martin Möhrle  
 Photonic Components

Phone +49 30 31002-724  
 martin.moehrle@hhi.fraunhofer.de

Fraunhofer Heinrich Hertz Institute  
 Einsteinufer 37, 10587 Berlin  
 Germany

[www.hhi.fraunhofer.de/pc](http://www.hhi.fraunhofer.de/pc)

| Parameters                      | Min  | Typ   | Max | Unit  |
|---------------------------------|------|-------|-----|-------|
| Side mode suppression ratio     |      | 40    |     | dB    |
| Relative intensity noise        | -155 | -145  |     | dB/Hz |
| Optical line width (Lorentzian) |      |       | 1.0 | MHz   |
| Far field angle (FWHM)          |      | 16x22 |     | °     |